

2019 Annual Report



St. Charles Health System is the leading provider of medical care in Central Oregon. With four hospitals, primary and specialty care clinics, we are proud to serve Central Oregonians from birth through all stages of life.

In our 2019 Annual Report, you'll see how St. Charles has a far-reaching impact on the health and wellbeing of the communities we serve. As the largest employer in the region, we play an important part in supporting the Central Oregon economy. Every member of the St. Charles team is considered a caregiver no matter their role – because we are all here to provide the best possible care to our patients.



Thanks for being a part of our community.

Sincerely,
Joe Sluka
President and CEO
St. Charles Health System

A handwritten signature in blue ink, appearing to read "Joe", positioned next to the typed name and title.

Board of Directors

Jamie Orlikoff, Board Chairman
Megan Haase, Board Vice Chairwoman
Dr. Sanaz Askari
Shawn DeGroot
Dennis Dempsey
Doug Downer

Dr. Steve Gordon
Tom Sayeg
J. Corey Schmid
Dan Schuette
Joe Sluka
Dr. John M. Terhes


St. Charles Health System

*Employees: **4,595** | *Volunteers: **502** | *Active medical staff: **411** | *Visiting medical staff: **313**


*These figures are as of Nov. 1, 2020

Clinical Statistics


Discharges



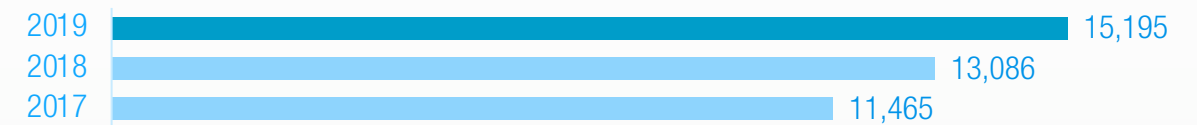
Births




Inpatient Cases



Outpatient Cases




Emergency Visits




Financial Summary


Days Cash on Hand



Operating Margin



Excess Margin



[†] Ties to Continuing Disclosures annual report, within 1.


St. Charles Health System (cont.)

Operating Expenses (in millions)


Depreciation and Interest




Medical Supplies, Drugs, Other




Benefits



Professional Fees

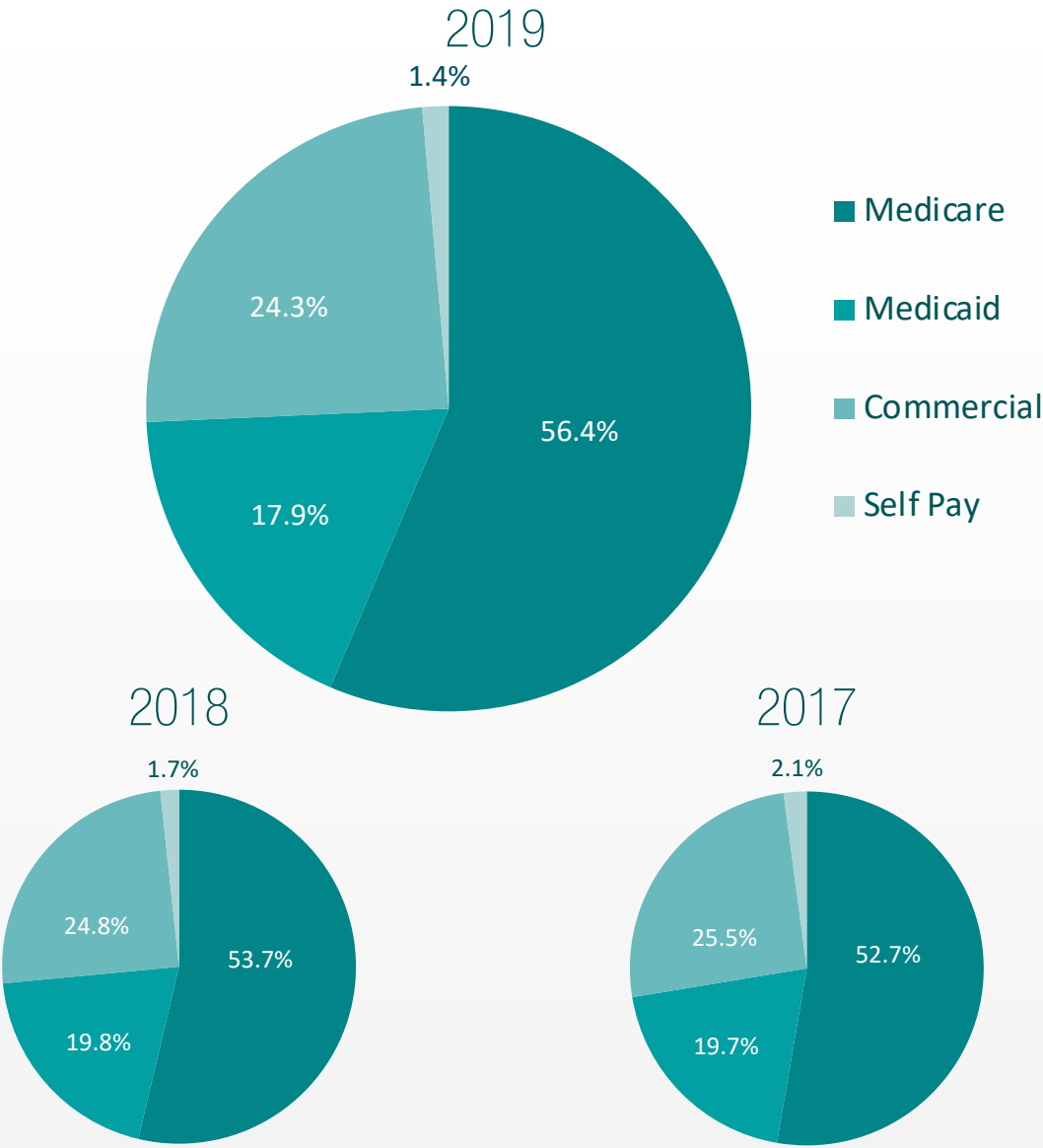


Salaries



‡ Ties to audited statements

Payer Mix




St. Charles Bend


*Licensed beds: 292 | *Employees: 3,725

Clinical Statistics


Discharges




Births



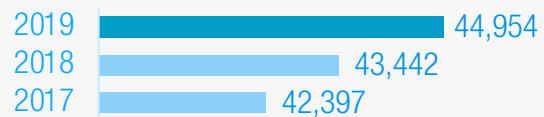
Inpatient Cases



Outpatient Cases



Emergency Visits




St. Charles Redmond

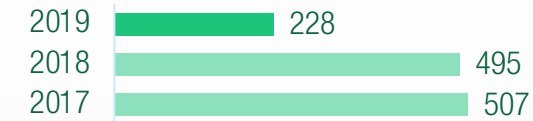
*Licensed beds: 48 | *Employees: 492

Clinical Statistics


Discharges



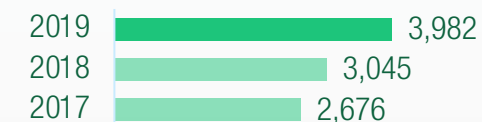
Births




Inpatient Cases



Outpatient Cases



Emergency Visits




St. Charles Prineville


*Licensed beds: 16 | *Employees: 177

Clinical Statistics

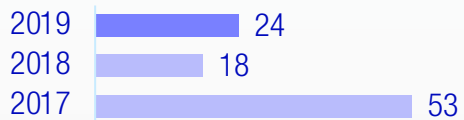
Discharges




Emergency Visits



Inpatient Cases



Outpatient Cases



St. Charles Madras


*Licensed beds: 25 | *Employees: 201

Clinical Statistics

Discharges




Births



Inpatient Cases



Outpatient Cases



Emergency Visits



St. Charles Medical Group

2019 Patient Visits

Advanced Illness Management	2,635	Medical Oncology	17,315
Anticoagulation	18,205	Neonatology	3,772
Behavioral Health	153	Preoperative Medicine	1,669
Psychiatry	4,528	Pulmonology	2,969
Center for Women's Health	4,494	Radiation Oncology	1,702
Heart and Lung Specialists	23,149	Rheumatology	2,459
Home Health	26,154	Family Care in Bend, Redmond, Prineville, Madras, Sisters and La Pine	94,728
Hospice	17,754	School-based Clinic in Sisters	343
Hospitalists in Bend, Madras, Redmond and Prineville	48,129	Sleep Centers in Bend and Redmond	7,983
Immediate Care in Bend and La Pine	22,939	Surgical Specialists	6,759
		Trauma and Acute Care	8,062

Community Benefit 2019

Activity Totals

Site	Total
St. Charles Bend	\$2,220,775
St. Charles Redmond	\$604,066
St. Charles Prineville	\$274,544
St. Charles Madras	\$361,824
Total Community Benefit	\$3,461,209

Community Benefit Dollars

Benefit Type	Total
Charity Care at Cost	\$18,726,399
Medicaid Shortfall	\$40,404,782
Medicare Shortfall	\$91,333,968
Other Public Program	\$10,373,956
Total Un-Reimbursed Care	\$160,839,105
Total Community Benefit	\$3,461,209
Total Benefit	\$164,300,314